

# 2022 9-1-1 Call Statistics

**Total 9-1-1 Calls at Primary PSAPs**

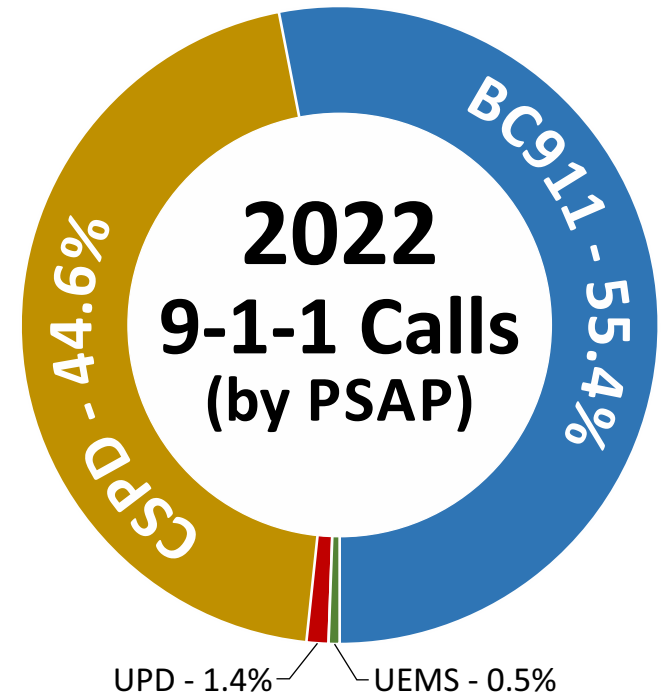
	BC911 PSAP						CSPD PSAP					
	Wireline	Wireless	VoIP	SMS	Totals	%	Wireline	Wireless	VoIP	SMS	Totals	%
January	202	3,765	233	11	4,211	7.95%	143	3,153	173	7	3,476	8.15%
February	195	3,562	201	13	3,971	7.49%	130	2,956	160	14	3,260	7.65%
March	233	3,827	254	21	4,335	8.18%	202	3,327	158	11	3,698	8.67%
April	217	4,060	316	20	4,613	8.71%	158	3,540	190	15	3,903	9.15%
May	205	3,960	313	12	4,490	8.47%	151	3,146	146	17	3,460	8.11%
June	227	3,971	311	21	4,530	8.55%	192	3,051	173	6	3,422	8.03%
July	200	4,078	245	35	4,558	8.60%	266	2,852	181	19	3,318	7.78%
August	253	4,011	301	22	4,587	8.66%	175	3,179	169	8	3,531	8.28%
September	202	3,870	290	24	4,386	8.28%	180	3,606	172	14	3,972	9.32%
October	184	4,077	281	28	4,570	8.63%	178	3,336	145	11	3,670	8.61%
November	225	3,692	262	22	4,201	8.55%	161	3,195	157	14	3,527	8.27%
December	187	4,038	284	22	4,531	8.55%	139	3,059	190	13	3,401	7.98%
<b>TOTALS</b>	<b>2,530</b>	<b>46,911</b>	<b>3,291</b>	<b>251</b>	<b>52,983</b>		<b>2,075</b>	<b>38,400</b>	<b>2,014</b>	<b>149</b>	<b>42,638</b>	
<b>PERCENTAGE</b>	<b>5%</b>	<b>89%</b>	<b>6%</b>	<b>0%</b>			<b>5%</b>	<b>90%</b>	<b>5%</b>	<b>0%</b>		

**Total 9-1-1 Calls at Secondary PSAPs**

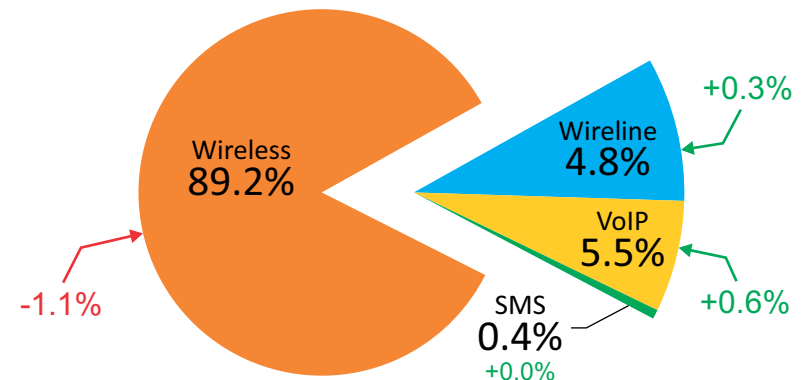
	UPD PSAP						UEMS PSAP					
	Wireline	Wireless	VoIP	SMS	Totals	%	Wireline	Wireless	VoIP	SMS	Totals	%
January	5	84	3	0	92	6.97%	5	19	5	1	30	6.70%
February	8	90	0	0	98	7.43%	2	32	3	0	37	8.26%
March	9	97	1	1	108	8.19%	4	32	2	0	38	8.48%
April	12	100	0	2	114	8.64%	2	48	2	0	52	11.61%
May	7	72	0	0	79	5.99%	2	19	3	0	24	5.36%
June	7	61	0	0	68	5.16%	2	11	2	0	15	3.35%
July	16	46	1	1	64	4.85%	3	10	1	0	14	3.13%
August	10	90	1	0	101	7.66%	8	20	2	0	30	6.70%
September	12	220	0	0	232	17.59%	6	64	1	0	71	15.85%
October	10	116	1	0	127	9.63%	11	43	2	1	57	12.72%
November	11	133	2	2	148	11.22%	3	46	3	1	53	11.83%
December	5	82	1	0	88	6.67%	1	26	0	0	27	6.03%
<b>TOTALS</b>	<b>112</b>	<b>1,191</b>	<b>10</b>	<b>6</b>	<b>1,319</b>		<b>49</b>	<b>370</b>	<b>26</b>	<b>3</b>	<b>448</b>	
<b>PERCENTAGE</b>	<b>8%</b>	<b>90%</b>	<b>1%</b>	<b>0%</b>			<b>11%</b>	<b>83%</b>	<b>6%</b>	<b>1%</b>		

**Five Year History of 9-1-1 Calls (by Primary PSAP)**

	2018	2019	2020	2021	2022
BC911 PSAP	57,879	56,581	54,593	58,397	52,983
CSPD PSAP	39,634	41,350	38,250	47,654	42,638
<b>TOTAL:</b>	<b>97,513</b>	<b>97,931</b>	<b>92,843</b>	<b>106,051</b>	<b>95,621</b>



**2022 9-1-1 Calls (by type)**


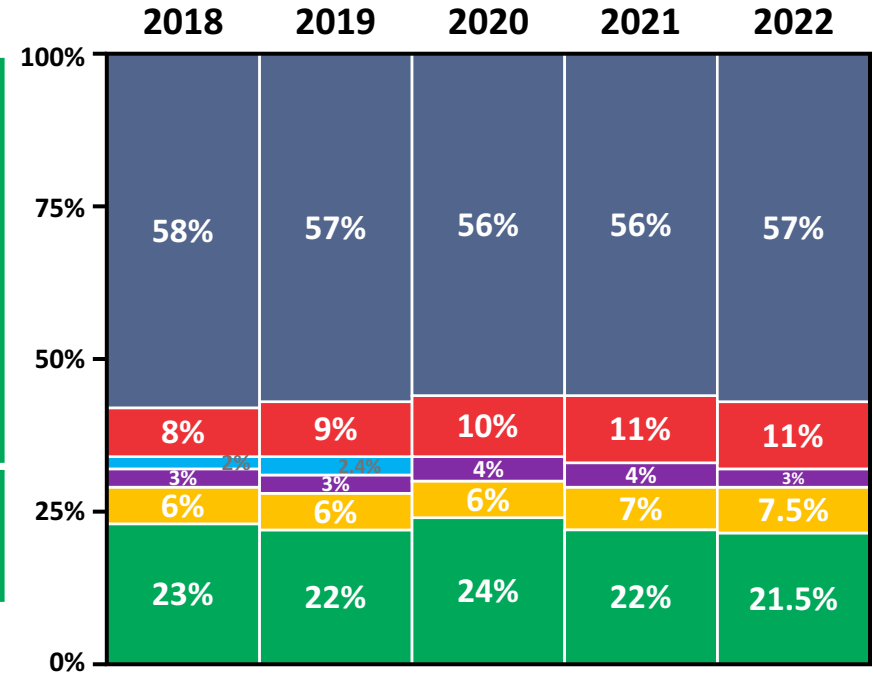
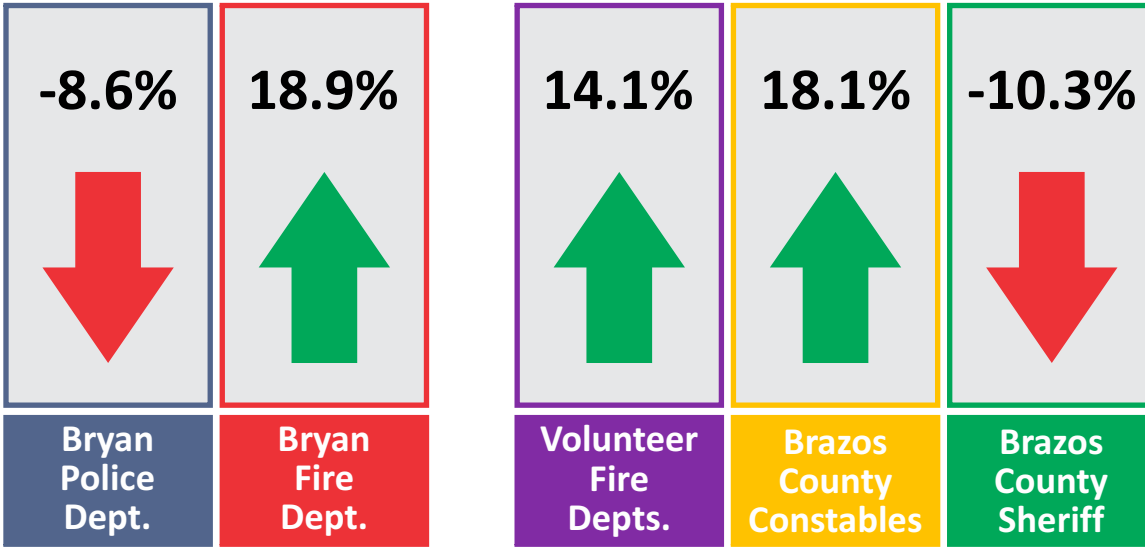




# 5 Year History of Calls for Service

(Excludes MDC only calls)

## Changes in Call Volume Over Five Years (2018-2022)



**Calls for Service**  
**-4.4%**  
**Since 2018**

COB down by 5.2%, BC down by 2.8% over a 5 year period

Bryan Police Department	86,214	86,018	70,341	77,212	78,773
Bryan Fire Department	12,480	12,999	12,777	14,887	14,838
Volunteer Fire Departments	4,175	4,555	5,067	5,276	4,765
Brazos County Constables	8,831	9,679	7,042	8,970	10,425
Brazos County Sheriff's Office	33,592	33,300	29,807	30,611	30,123
<b>TOTAL CALLS FOR SERVICE</b>	<b>145,292</b>	<b>146,551</b>	<b>125,034</b>	<b>136,956</b>	<b>138,924</b>

# Dispatch Statistics - 2022

## BRYAN POLICE DEPARTMENT

	2018	2019	2020	2021	2022
Calls for Service	34,115	34,737	33,901	35,092	36,085
Self-Initiated (non-traffic)	13,125	13,877	10,823	11,593	12,366
Self-Initiated (MDC only)	2,344	2,788	3,739	5,362	5,472
Traffic Stops	20,476	19,367	11,136	14,088	14,141
Info/Cancelled Calls	7,281	6,461	5,427	7,176	6,134
Off-Duty Security Jobs	3,305	3,805	2,496	2,669	2,907
Animal Control Calls	7,912	7,771	6,558	6,594	7,140
<b>TOTAL CALLS:</b>	<b>88,558</b>	<b>88,806</b>	<b>74,080</b>	<b>82,574</b>	<b>84,245</b>

## BRYAN FIRE DEPARTMENT

	2018	2019	2020	2021	2022
Fire Calls	2,257	2,998	2,802	3,463	3,475
Medical Calls	9,595	9,463	9,375	10,661	10,658
Info/Cancelled Calls	523	478	474	657	585
Controlled Burn Calls	105	60	126	106	120
<b>TOTAL CALLS:</b>	<b>12,480</b>	<b>12,999</b>	<b>12,777</b>	<b>14,887</b>	<b>14,838</b>

## BRAZOS COUNTY SHERIFF'S OFFICE

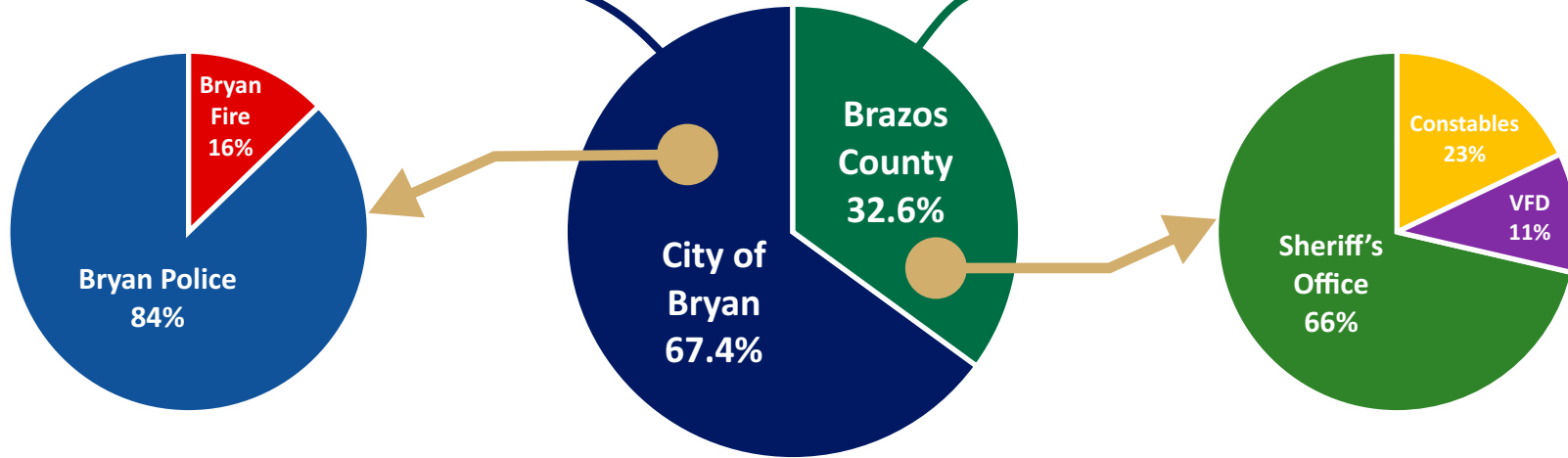
	2018	2019	2020	2021	2022
Calls for Service	11,224	11,417	10,285	10,164	10,040
Self-Initiated (non-traffic)	6,272	7,362	6,613	5,639	5,791
Self-Initiated (MDC only)	21,244	25,056	33,767	28,112	22,524
Traffic Stops	9,138	7,198	7,055	8,376	7,563
Info/Cancelled Calls	1,331	1,389	1,230	1,396	1,404
Off-Duty Security Jobs	2,673	2,879	2,046	2,552	2,456
Animal Control Calls	2,954	3,055	2,578	2,484	2,869
<b>TOTAL CALLS:</b>	<b>54,836</b>	<b>58,356</b>	<b>63,574</b>	<b>58,723</b>	<b>52,647</b>

## BRAZOS COUNTY CONSTABLES

	2018	2019	2020	2021	2022
Calls for Service	335	394	291	346	352
Self-Initiated (non-traffic)	5,344	5,158	4,021	4,392	6,713
Self-Initiated (MDC only)	394	822	722	1,750	2,106
Traffic Stops	2,163	3,140	2,214	3,446	2,105
Info/Cancelled Calls	0	0	0	0	0
Off-Duty Security Jobs	970	971	491	751	1,231
Animal Control Calls	19	16	25	35	24
<b>TOTAL CALLS:</b>	<b>9,225</b>	<b>10,501</b>	<b>7,764</b>	<b>10,720</b>	<b>12,531</b>

## VOLUNTEER FIRE DEPARTMENTS

	2018	2019	2020	2021	2022
Fire Calls	636	804	808	721	1,013
Medical Calls	1,330	1,351	1,339	1,641	1,614
Info/Cancelled Calls	55	68	58	47	57
Controlled Burn Calls	2,154	2,332	2,862	2,867	2,081
<b>TOTAL CALLS:</b>	<b>4,175</b>	<b>4,555</b>	<b>5,067</b>	<b>5,276</b>	<b>4,765</b>



2022 Calls for Service by entity (Excludes MDC only calls)