

# 2021 9-1-1 Call Statistics

**Total 9-1-1 Calls at Primary PSAPs**

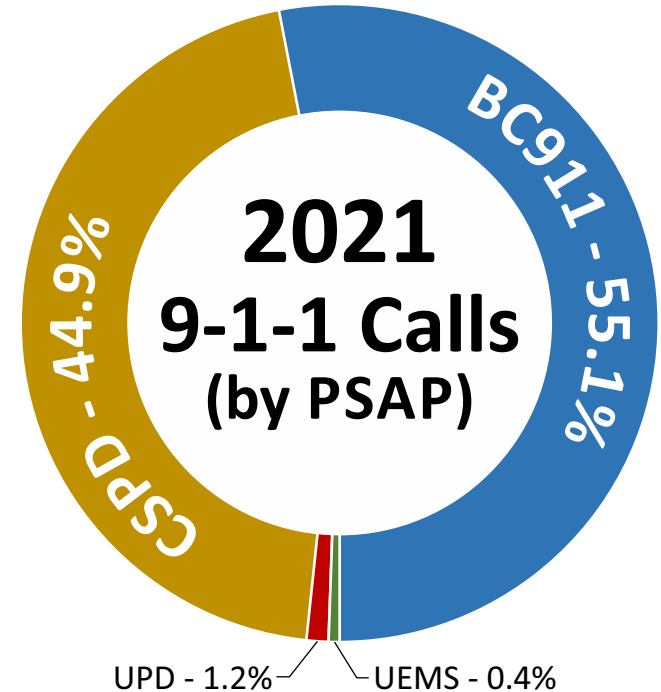
	BC911 PSAP						CSPD PSAP					
	Wireline	Wireless	VoIP	SMS	Totals	%	Wireline	Wireless	VoIP	SMS	Totals	%
January	233	4,054	256	19	4,562	7.81%	154	3,101	201	9	3,465	7.27%
February	328	3,886	231	23	4,468	7.65%	268	3,090	130	15	3,503	7.35%
March	228	4,123	226	13	4,590	7.86%	146	3,238	162	11	3,557	7.46%
April	197	4,093	245	16	4,551	7.79%	161	3,432	182	17	3,792	7.96%
May	234	4,608	262	28	5,132	8.79%	133	3,301	160	13	3,607	7.57%
June	222	4,790	250	15	5,277	9.04%	143	3,485	182	18	3,828	8.03%
July	227	4,651	259	26	5,163	8.84%	160	3,410	187	5	3,762	7.89%
August	368	4,772	299	18	5,457	9.34%	268	3,896	191	16	4,371	9.17%
September	305	4,354	302	24	4,985	8.54%	208	4,475	151	14	4,848	10.17%
October	329	4,405	324	23	5,081	8.70%	215	4,718	162	7	5,102	10.71%
November	323	3,882	234	17	4,456	8.01%	177	3,681	162	12	4,032	8.46%
December	314	4,064	273	24	4,675	8.01%	173	3,427	179	8	3,787	7.95%
<b>TOTALS</b>	<b>3,308</b>	<b>51,682</b>	<b>3,161</b>	<b>246</b>	<b>58,397</b>		<b>2,206</b>	<b>43,254</b>	<b>2,049</b>	<b>145</b>	<b>47,654</b>	
<b>PERCENTAGE</b>	<b>6%</b>	<b>89%</b>	<b>5%</b>	<b>0%</b>			<b>5%</b>	<b>91%</b>	<b>4%</b>	<b>0%</b>		

**Total 9-1-1 Calls at Secondary PSAPs**

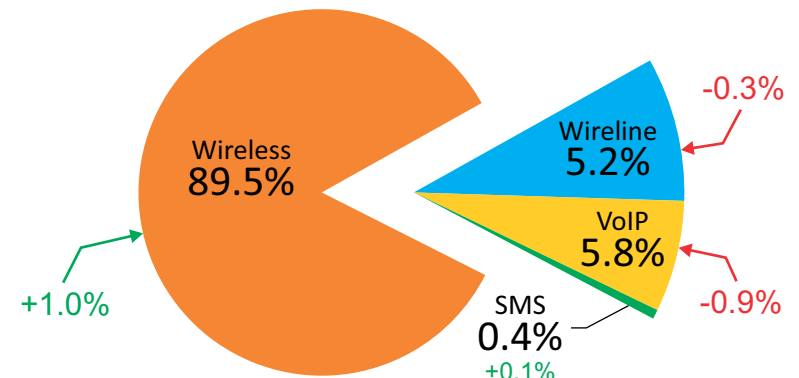
	UPD PSAP						UEMS PSAP					
	Wireline	Wireless	VoIP	SMS	Totals	%	Wireline	Wireless	VoIP	SMS	Totals	%
January	6	38	1	0	45	3.50%	2	19	2	1	24	6.25%
February	6	41	0	0	47	3.66%	2	14	0	2	18	4.69%
March	10	56	0	0	66	5.14%	1	11	0	1	13	3.39%
April	6	67	0	0	73	5.68%	5	19	0	0	24	6.25%
May	6	57	1	0	64	4.98%	0	17	0	0	17	4.43%
June	3	57	1	0	61	4.75%	1	5	1	0	7	1.82%
July	8	60	1	0	69	5.37%	4	14	2	0	20	5.21%
August	5	95	0	2	102	7.94%	5	33	3	3	44	11.46%
September	9	186	1	3	199	15.49%	5	66	3	1	75	19.53%
October	13	278	0	0	291	22.65%	4	61	7	0	72	18.75%
November	13	170	1	0	184	14.32%	8	37	5	0	50	13.02%
December	5	79	0	0	84	6.54%	2	16	2	0	20	5.21%
<b>TOTALS</b>	<b>90</b>	<b>1,184</b>	<b>6</b>	<b>5</b>	<b>1,285</b>		<b>39</b>	<b>312</b>	<b>25</b>	<b>8</b>	<b>384</b>	
<b>PERCENTAGE</b>	<b>7%</b>	<b>92%</b>	<b>0%</b>	<b>0%</b>			<b>10%</b>	<b>81%</b>	<b>7%</b>	<b>2%</b>		

**Five Year History of 9-1-1 Calls (by Primary PSAP)**

	2017	2018	2019	2020	2021
BC911 PSAP	58,182	57,879	56,581	54,593	58,397
CSPD PSAP	36,603	39,634	41,350	38,250	47,654
<b>TOTAL:</b>	<b>94,785</b>	<b>97,513</b>	<b>97,931</b>	<b>92,843</b>	<b>106,051</b>



**2021 9-1-1 Calls (by type)**


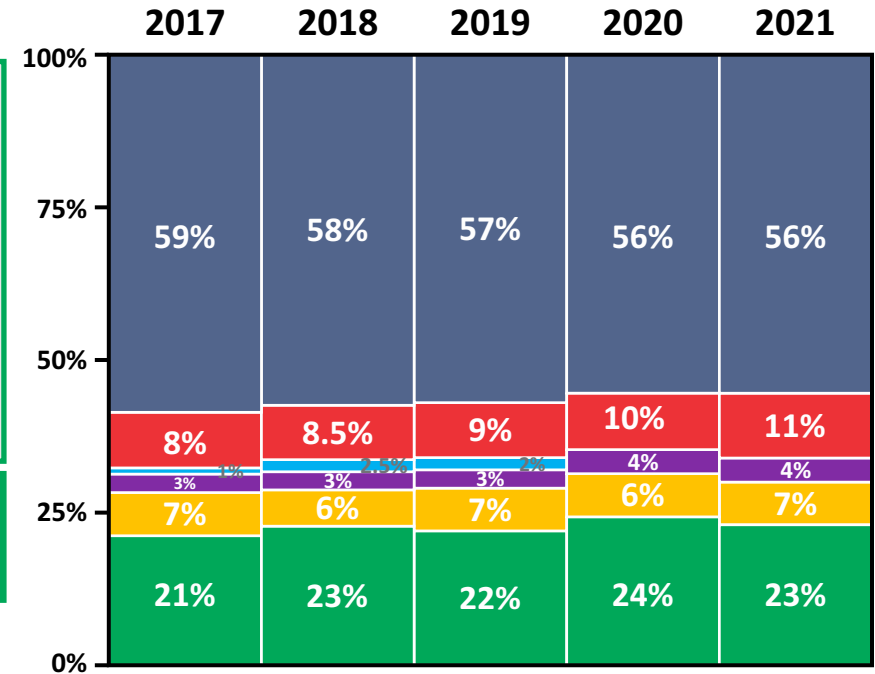
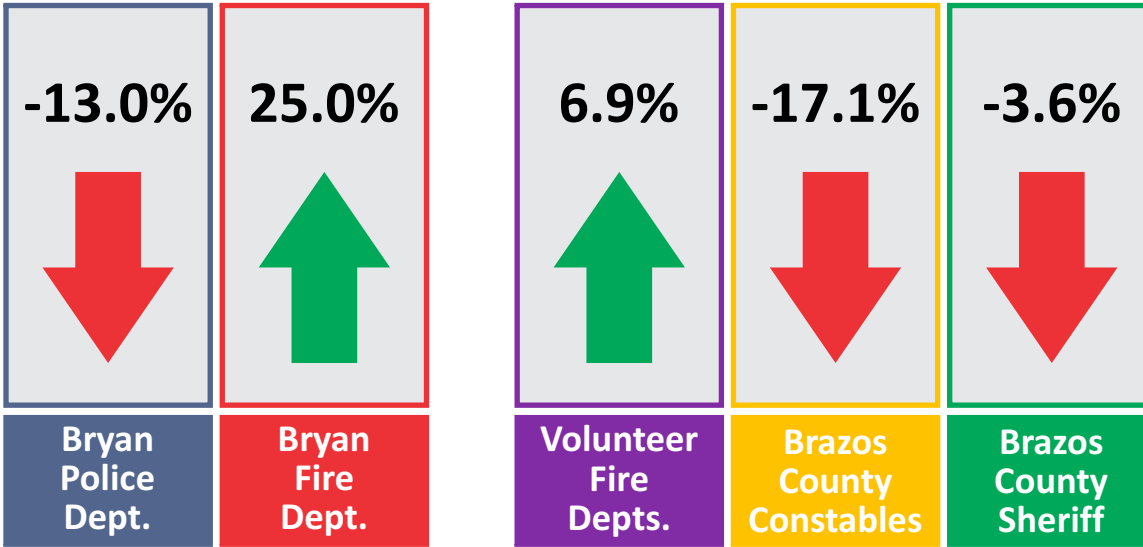




# 5 Year History of Calls for Service

(Excludes MDC only calls)

## Changes in Call Volume Over Five Years (2017-2021)



**Calls for Service**  
**7.6%**  
**Since 2017**

COB down by 8.5%, BC down by 5.6% over a 5 year period

Bryan Police Department	85,614	82,551	83,342	68,184	74,443
Bryan Fire Department	11,520	12,163	12,685	12,491	14,402
Volunteer Fire Departments	4,926	4,154	4,535	5,050	5,264
Brazos County Constables	10,817	8,827	9,678	7,042	8,966
Brazos County Sheriff's Office	31,138	33,045	32,691	29,245	30,022
<b>TOTAL CALLS FOR SERVICE</b>	<b>144,015</b>	<b>140,740</b>	<b>142,931</b>	<b>122,012</b>	<b>133,097</b>

# Dispatch Statistics - 2021

## BRYAN POLICE DEPARTMENT

	2017	2018	2019	2020	2021
Calls for Service	34,426	34,050	34,674	33,844	35,032
Calls Canceled Pre-Dispatch	3,521	3,857	4,070	3,469	4,619
Self-Initiated (MDC only)	3,437	2,343	2,786	3,739	5,362
Self-Initiated (non-traffic)	13,494	12,823	13,539	10,597	11,356
Traffic Stops	23,541	20,476	19,367	11,136	14,088
Off-Duty Security Jobs	3,498	3,305	3,805	2,496	2,669
Animal Control Calls	7,134	8,040	7,887	6,642	6,679
<b>TOTAL CALLS:</b>	<b>89,051</b>	<b>84,894</b>	<b>86,128</b>	<b>71,923</b>	<b>79,805</b>

## BRYAN FIRE DEPARTMENT

	2017	2018	2019	2020	2021
Fire Calls	2,179	2,391	3,135	2,907	3,611
Medical Calls	9,251	9,655	9,479	9,445	10,667
Calls Canceled Pre-Dispatch	8	8	10	8	14
Controlled Burn Calls	82	109	61	131	110
<b>TOTAL CALLS:</b>	<b>11,520</b>	<b>12,163</b>	<b>12,685</b>	<b>12,491</b>	<b>14,402</b>

## BRAZOS COUNTY SHERIFF'S OFFICE

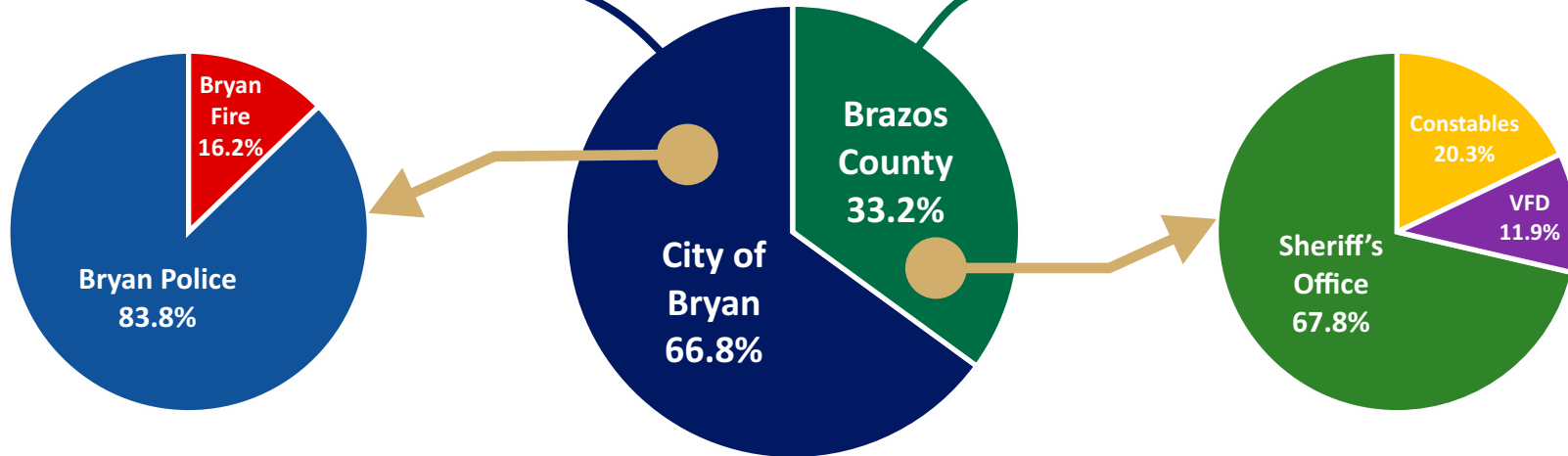
	2017	2018	2019	2020	2021
Calls for Service	11,159	11,183	11,374	10,249	10,136
Calls Canceled Pre-Dispatch	735	738	723	652	787
Self-Initiated (MDC only)	16,671	21,243	25,056	33,765	28,112
Self-Initiated (non-traffic)	5,534	6,253	7,340	6,588	5,614
Traffic Stops	8,442	9,138	7,198	7,055	8,376
Off-Duty Security Jobs	2,791	2,673	2,879	2,046	2,552
Animal Control Calls	2,477	3,060	3,177	2,655	2,557
<b>TOTAL CALLS:</b>	<b>47,809</b>	<b>54,288</b>	<b>57,747</b>	<b>63,010</b>	<b>58,134</b>

## BRAZOS COUNTY CONSTABLES

	2017	2018	2019	2020	2021
Calls for Service	380	335	394	291	344
Calls Canceled Pre-Dispatch	4	1	3	4	1
Self-Initiated (MDC only)	213	393	822	722	1,750
Self-Initiated (non-traffic)	5,413	5,339	5,154	4,013	4,387
Traffic Stops	3,787	2,163	3,140	2,214	3,446
Off-Duty Security Jobs	1,220	970	971	491	751
Animal Control Calls	13	19	16	29	37
<b>TOTAL CALLS:</b>	<b>11,030</b>	<b>9,220</b>	<b>10,500</b>	<b>7,764</b>	<b>10,716</b>

## VOLUNTEER FIRE DEPARTMENTS

	2017	2018	2019	2020	2021
Fire Calls	587	665	856	836	758
Medical Calls	1,487	1,331	1,339	1,342	1,638
Calls Canceled Pre-Dispatch	2	1	2	1	0
Controlled Burn Calls	2,850	2,157	2,338	2,871	2,868
<b>TOTAL CALLS:</b>	<b>4,926</b>	<b>4,154</b>	<b>4,535</b>	<b>5,050</b>	<b>5,264</b>



2021 Calls for Service by entity (Excludes MDC only calls)