

2020 9-1-1 Call Statistics

Total 9-1-1 Calls at Primary PSAPs

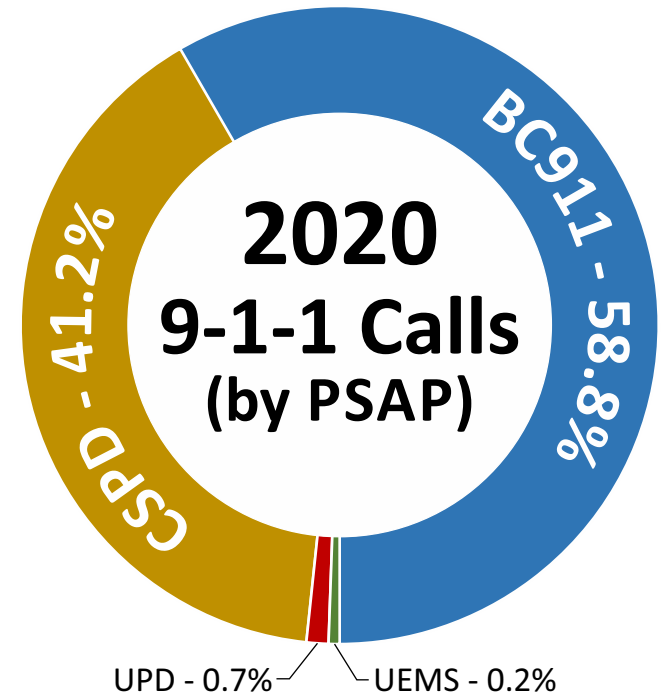
	BC911 PSAP						CSPD PSAP					
	Wireline	Wireless	VoIP	SMS	Totals	%	Wireline	Wireless	VoIP	SMS	Totals	%
January	307	3,603	287	11	4,208	7.71%	190	2,836	187	5	3,218	8.41%
February	302	3,481	295	12	4,090	7.49%	205	2,977	191	9	3,382	8.84%
March	295	3,973	271	11	4,550	8.33%	175	2,703	184	14	3,076	8.04%
April	213	3,531	221	19	3,984	7.30%	137	2,312	180	9	2,638	6.90%
May	268	4,015	262	28	4,573	8.38%	152	2,638	164	7	2,961	7.74%
June	284	4,096	299	10	4,689	8.59%	157	2,528	162	5	2,852	7.46%
July	281	4,626	287	19	5,213	9.55%	107	2,575	139	7	2,828	7.39%
August	260	4,589	268	15	5,132	9.40%	148	3,246	165	9	3,568	9.33%
September	224	4,056	299	11	4,590	8.41%	123	3,224	159	12	3,518	9.20%
October	247	4,220	246	12	4,725	8.65%	156	3,417	173	5	3,751	9.81%
November	230	4,055	291	6	4,582	7.80%	177	3,148	153	8	3,486	9.11%
December	260	3,679	300	18	4,257	7.80%	179	2,594	192	7	2,972	7.77%
TOTALS	3,171	47,924	3,326	172	54,593		1,906	34,198	2,049	97	38,250	
PERCENTAGE	6%	88%	6%	0%			5%	89%	5%	0%		

Total 9-1-1 Calls at Secondary PSAPs

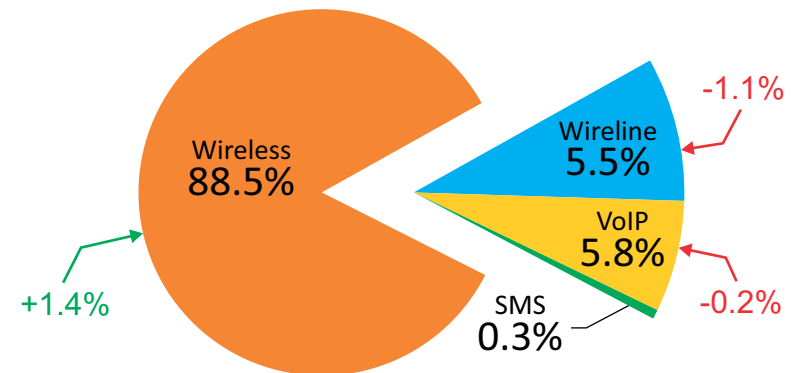
	UPD PSAP						UEMS PSAP					
	Wireline	Wireless	VoIP	SMS	Totals	%	Wireline	Wireless	VoIP	SMS	Totals	%
January	4	62	0	0	66	9.68%	4	22	1	3	30	13.45%
February	17	74	1	1	93	13.64%	8	30	0	0	38	17.04%
March	9	44	2	0	55	8.06%	1	17	0	1	19	8.52%
April	4	25	0	1	30	4.40%	0	1	0	0	1	0.45%
May	1	36	1	0	38	5.57%	1	9	0	0	10	4.48%
June	2	38	1	0	41	6.01%	1	6	0	0	7	3.14%
July	3	41	0	0	44	6.45%	0	3	0	0	3	1.35%
August	0	69	2	0	71	10.41%	3	18	3	2	26	11.66%
September	0	75	0	1	76	11.14%	1	20	0	1	22	9.87%
October	1	90	1	0	92	13.49%	0	38	0	0	38	17.04%
November	2	55	0	0	57	8.36%	1	20	0	0	21	9.42%
December	1	18	0	0	19	2.79%	0	8	0	0	8	3.59%
TOTALS	44	627	8	3	682		20	192	4	7	223	
PERCENTAGE	6%	92%	1%	0%			9%	86%	2%	3%		

Five Year History of 9-1-1 Calls (by Primary PSAP)

	2016	2017	2018	2019	2020
BC911 PSAP	66,132	58,182	57,879	56,581	54,593
CSPD PSAP	38,838	36,603	39,634	41,350	38,250
TOTAL:	104,970	94,785	97,513	97,931	92,843



2020 9-1-1 Calls (by type)

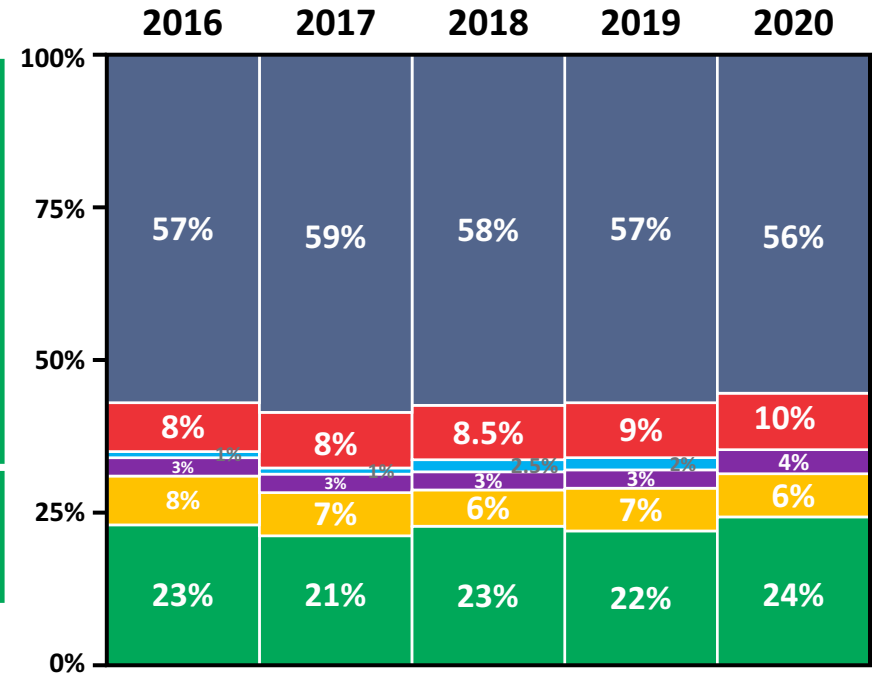
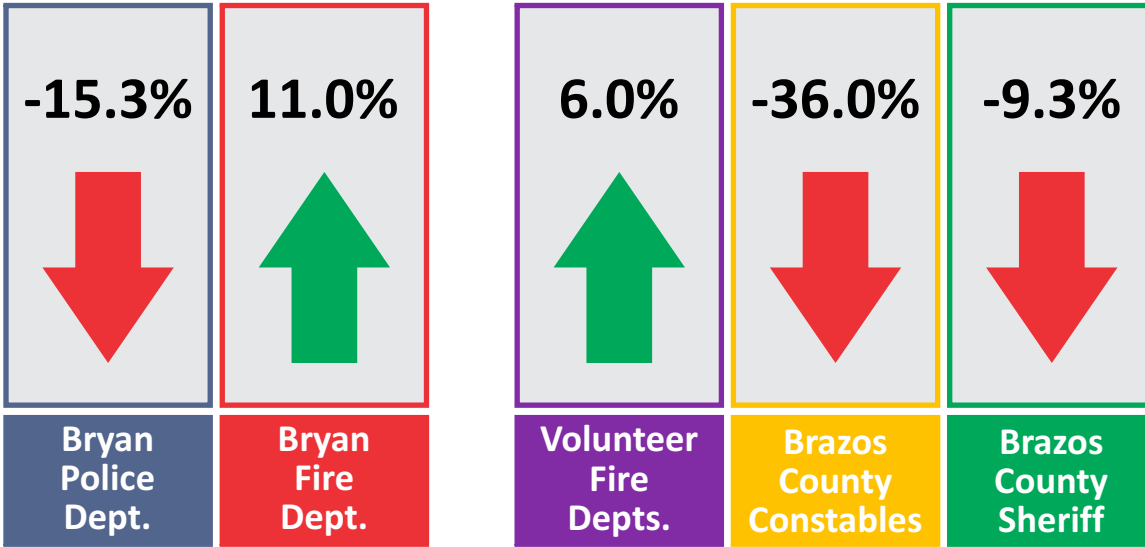




5 Year History of Calls for Service

(Excludes MDC only calls)

Changes in Call Volume Over Five Years (2016-2020)



Calls for Service
12.7%
Since 2016

COB down by 12.1%, BC down by 13.9%
over a 5 year period

Bryan Police Department	80,529	85,614	82,551	83,342	68,184
Bryan Fire Department	11,251	11,520	12,163	12,685	12,491
Volunteer Fire Departments	4,766	4,926	4,154	4,535	5,050
Brazos County Constables	10,995	10,817	8,827	9,678	7,042
Brazos County Sheriff's Office	32,239	31,138	33,045	32,691	29,245
TOTAL CALLS FOR SERVICE	139,780	144,015	140,740	142,931	122,012

Dispatch Statistics - 2020

BRYAN POLICE DEPARTMENT

	2016	2017	2018	2019	2020
Calls for Service	36,394	34,426	34,050	34,674	33,844
Calls Canceled Pre-Dispatch	3,151	3,521	3,857	4,070	3,469
Self-Initiated (MDC only)	3,010	3,437	2,343	2,786	3,739
Self-Initiated (non-traffic)	13,845	13,494	12,823	13,539	10,597
Traffic Stops	17,120	23,541	20,476	19,367	11,136
Off-Duty Security Jobs	3,543	3,498	3,305	3,805	2,496
Animal Control Calls	6,476	7,134	8,040	7,887	6,642
TOTAL CALLS:	83,539	89,051	84,894	86,128	71,923

BRYAN FIRE DEPARTMENT

	2016	2017	2018	2019	2020
Fire Calls	2,030	2,179	2,391	3,135	2,907
Medical Calls	9,033	9,251	9,655	9,479	9,445
Calls Canceled Pre-Dispatch	40	8	8	10	8
Controlled Burn Calls	148	82	109	61	131
TOTAL CALLS:	11,251	11,520	12,163	12,685	12,491

BRAZOS COUNTY SHERIFF'S OFFICE

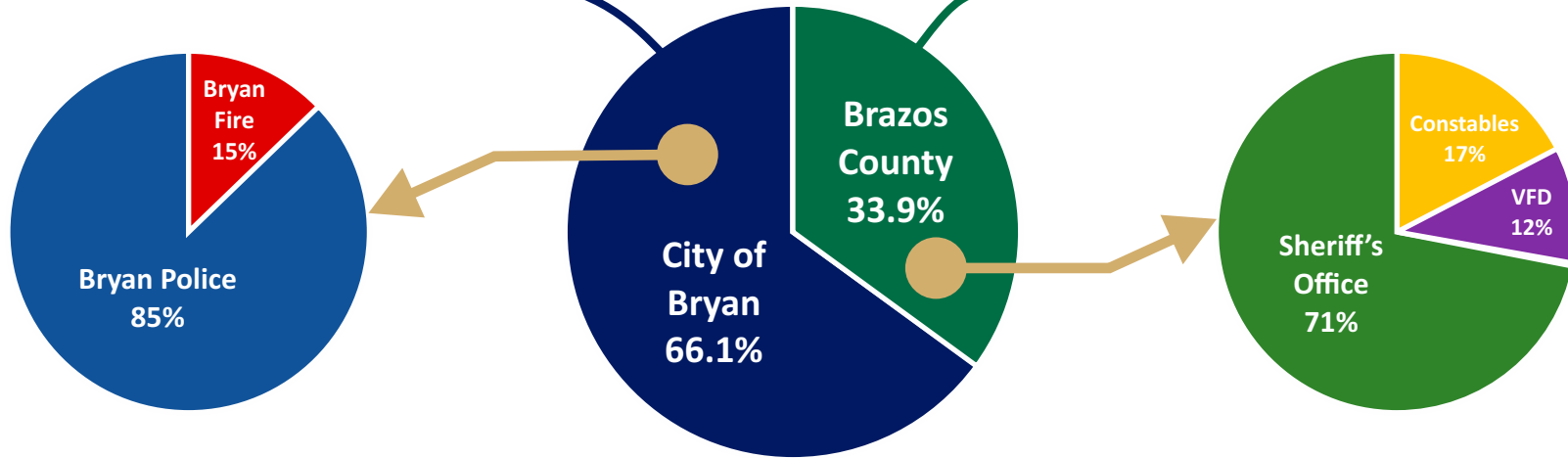
	2016	2017	2018	2019	2020
Calls for Service	11,898	11,159	11,183	11,374	10,249
Calls Canceled Pre-Dispatch	844	735	738	723	652
Self-Initiated (MDC only)	21,083	16,671	21,243	25,056	33,765
Self-Initiated (non-traffic)	6,326	5,534	6,253	7,340	6,588
Traffic Stops	8,286	8,442	9,138	7,198	7,055
Off-Duty Security Jobs	2,069	2,791	2,673	2,879	2,046
Animal Control Calls	2,816	2,477	3,060	3,177	2,655
TOTAL CALLS:	53,322	47,809	54,288	57,747	63,010

BRAZOS COUNTY CONSTABLES

	2016	2017	2018	2019	2020
Calls for Service	404	380	335	394	291
Calls Canceled Pre-Dispatch	4	4	1	3	4
Self-Initiated (MDC only)	84	213	393	822	722
Self-Initiated (non-traffic)	5,405	5,413	5,339	5,154	4,013
Traffic Stops	4,161	3,787	2,163	3,140	2,214
Off-Duty Security Jobs	998	1,220	970	971	491
Animal Control Calls	23	13	19	16	29
TOTAL CALLS:	11,079	11,030	9,220	10,500	7,764

VOLUNTEER FIRE DEPARTMENTS

	2016	2017	2018	2019	2020
Fire Calls	479	587	665	856	836
Medical Calls	1,419	1,487	1,331	1,339	1,342
Calls Canceled Pre-Dispatch	9	2	1	2	1
Controlled Burn Calls	2,859	2,850	2,157	2,338	2,871
TOTAL CALLS:	4,766	4,926	4,154	4,535	5,050



2020 Calls for Service by entity (Excludes MDC only calls)