

# 2019 9-1-1 Calls Statistics

**Total 9-1-1 Calls at Primary PSAPs**

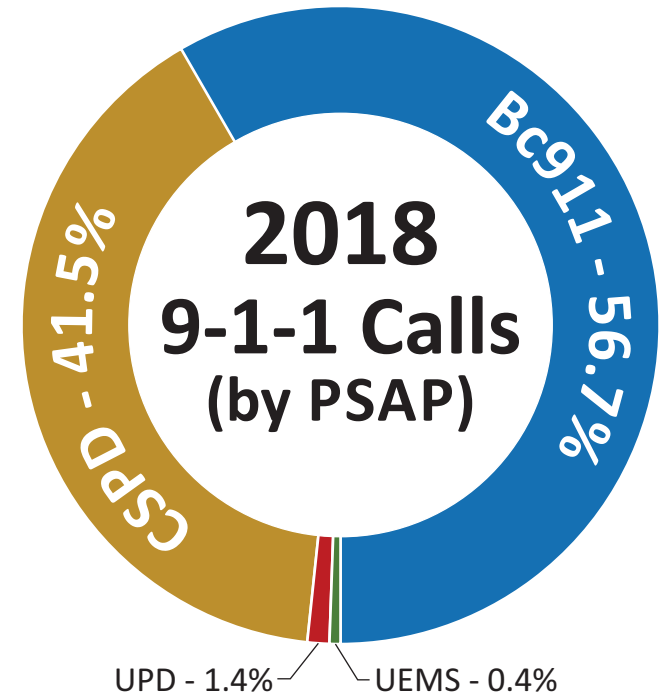
	BC911 PSAP						CSPD PSAP					
	Wireline	Wireless	VoIP	SMS	Totals	%	Wireline	Wireless	VoIP	SMS	Totals	%
January	395	3,636	312	7	4,350	7.69%	202	2,782	149	10	3,143	7.60%
February	371	3,399	350	15	4,135	7.31%	153	2,612	157	5	2,927	7.08%
March	405	4,140	309	33	4,887	8.64%	181	2,842	159	17	3,199	7.74%
April	391	4,134	309	15	4,849	8.57%	222	3,202	168	11	3,603	8.71%
May	390	4,207	323	22	4,942	8.73%	179	2,861	179	7	3,226	7.80%
June	318	4,180	293	13	4,804	8.49%	200	2,831	194	3	3,228	7.81%
July	345	4,326	307	14	4,992	8.82%	243	2,657	180	10	3,090	7.47%
August	325	4,256	330	10	4,921	8.70%	173	3,346	154	11	3,684	8.91%
September	280	4,192	342	13	4,827	8.53%	214	3,729	183	21	4,147	10.03%
October	303	4,222	315	12	4,852	8.58%	185	3,810	178	12	4,185	10.12%
November	302	3,929	259	14	4,504	7.99%	162	3,358	166	6	3,692	8.93%
December	288	3,869	336	25	4,518	7.99%	195	2,821	197	13	3,226	7.80%
<b>TOTALS</b>	<b>4,113</b>	<b>48,490</b>	<b>3,785</b>	<b>193</b>	<b>56,581</b>		<b>2,309</b>	<b>36,851</b>	<b>2,064</b>	<b>126</b>	<b>41,350</b>	
<b>PERCENTAGE</b>	<b>7%</b>	<b>86%</b>	<b>7%</b>	<b>0%</b>			<b>6%</b>	<b>89%</b>	<b>5%</b>	<b>0%</b>		

**Total 9-1-1 Calls at Secondary PSAPs**

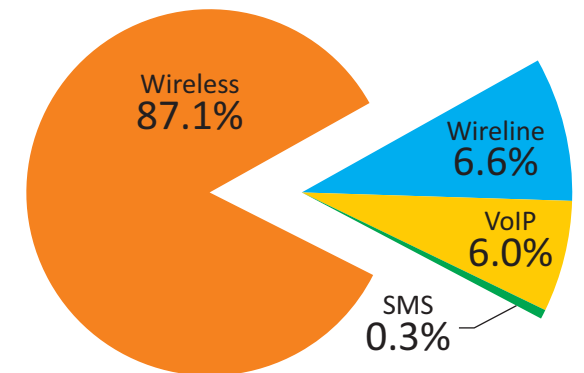
	UPD PSAP						UEMS PSAP					
	Wireline	Wireless	VoIP	SMS	Totals	%	Wireline	Wireless	VoIP	SMS	Totals	%
January	2	56	1	0	59	4.24%	5	26	1	0	32	7.51%
February	8	84	0	0	92	6.61%	5	32	0	0	37	8.69%
March	6	90	0	1	97	6.97%	11	28	0	0	39	9.15%
April	9	111	1	0	121	8.70%	11	27	1	0	39	9.15%
May	2	91	0	0	93	6.69%	3	21	0	0	24	5.63%
June	5	56	0	1	62	4.46%	2	18	1	0	21	4.93%
July	10	81	0	0	91	6.54%	4	17	0	1	22	5.16%
August	2	154	0	0	156	11.21%	1	29	0	1	31	7.28%
September	7	212	0	0	219	15.74%	16	48	1	0	65	15.26%
October	5	195	0	0	200	14.38%	5	54	1	0	60	14.08%
November	5	143	0	0	148	10.64%	9	36	0	0	45	10.56%
December	6	47	0	0	53	3.81%	1	8	0	2	11	2.58%
<b>TOTALS</b>	<b>67</b>	<b>1,320</b>	<b>2</b>	<b>2</b>	<b>1,391</b>		<b>73</b>	<b>344</b>	<b>5</b>	<b>4</b>	<b>426</b>	
<b>PERCENTAGE</b>	<b>5%</b>	<b>95%</b>	<b>0%</b>	<b>0%</b>			<b>17%</b>	<b>81%</b>	<b>1%</b>	<b>1%</b>		

**Five Year History of 9-1-1 Calls (by Primary PSAP)**

	2015	2016	2017	2018	2019
BC911 PSAP	70,671	66,132	58,182	57,879	56,581
CSPD PSAP	40,825	38,838	36,603	39,634	41,350
<b>TOTAL:</b>	<b>111,496</b>	<b>104,970</b>	<b>94,785</b>	<b>97,513</b>	<b>97,931</b>



**2019 9-1-1 Calls (by type)**


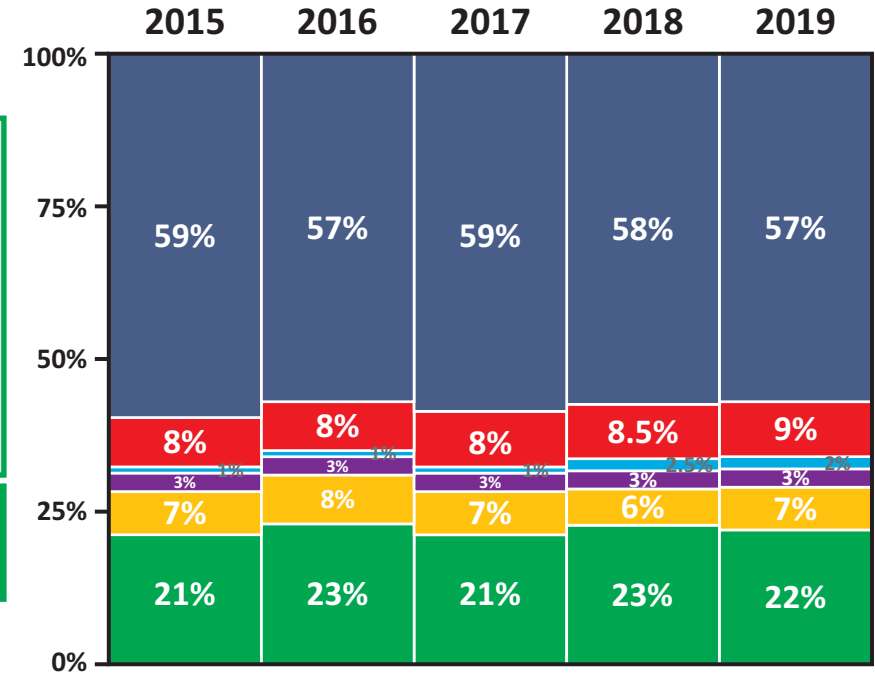
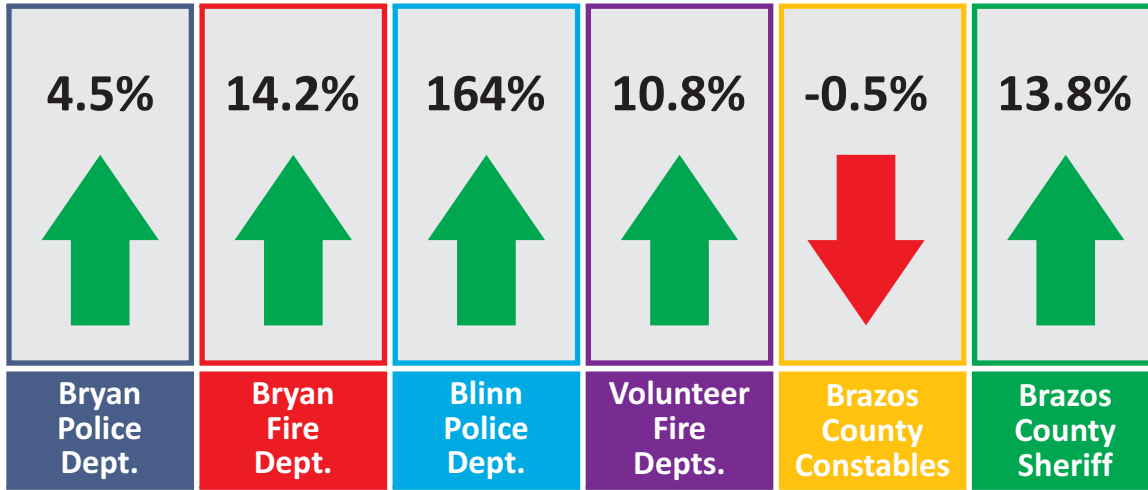




# 5 Year History of Calls for Service

(Excludes MDC only calls)

Changes in Call Volume Over Five Years (2015-2019)



Calls for Service  
**7.1%**  
Since 2015

COB up 5.7%, BC up 10.3%, Blinn up 164% over a 5 year period

Bryan Police Department	79,760	80,529	85,614	82,551	83,342
Bryan Fire Department	11,105	11,251	11,520	12,163	12,685
Blinn Police Department	1,341	1,884	1,949	2,287	3,546
Volunteer Fire Departments	4,092	4,766	4,926	4,154	4,535
Brazos County Constables	9,728	10,995	10,817	8,827	9,678
Brazos County Sheriff's Office	28,720	32,239	31,138	33,045	32,691
<b>TOTAL CALLS FOR SERVICE</b>	<b>137,432</b>	<b>141,664</b>	<b>145,964</b>	<b>143,027</b>	<b>146,477</b>

# Dispatch Statistics - 2019

## BRYAN POLICE DEPARTMENT

	2015	2016	2017	2018	2019
Calls for Service	35,821	36,394	34,426	34,050	34,674
Calls Canceled Pre-Dispatch	3,152	3,151	3,521	3,857	4,070
Self-Initiated (MDC only)	2,686	3,010	3,437	2,343	2,786
Self-Initiated (non-traffic)	13,537	13,845	13,494	12,823	13,539
Traffic Stops	17,235	17,120	23,541	20,476	19,367
Off-Duty Security Jobs	3,351	3,543	3,498	3,305	3,805
Animal Control Calls	6,664	6,476	7,134	8,040	7,887
<b>TOTAL CALLS:</b>	<b>82,446</b>	<b>83,539</b>	<b>89,051</b>	<b>84,894</b>	<b>86,128</b>

## BRAZOS COUNTY SHERIFF'S OFFICE

	2015	2016	2017	2018	2019
Calls for Service	11,856	11,898	11,159	11,183	11,374
Calls Canceled Pre-Dispatch	811	844	735	738	723
Self-Initiated (MDC only)	9,916	21,083	16,671	21,243	25,056
Self-Initiated (non-traffic)	6,218	6,326	5,534	6,253	7,340
Traffic Stops	4,774	8,286	8,442	9,138	7,198
Off-Duty Security Jobs	2,497	2,069	2,791	2,673	2,879
Animal Control Calls	2,564	2,816	2,477	3,060	3,177
<b>TOTAL CALLS:</b>	<b>38,636</b>	<b>53,322</b>	<b>47,809</b>	<b>54,288</b>	<b>57,747</b>

## BRAZOS COUNTY CONSTABLES

	2015	2016	2017	2018	2019
Calls for Service	338	404	380	335	394
Calls Canceled Pre-Dispatch	5	4	4	1	3
Self-Initiated (MDC only)	30	84	213	393	822
Self-Initiated (non-traffic)	4,950	5,405	5,413	5,339	5,154
Traffic Stops	3,321	4,161	3,787	2,163	3,140
Off-Duty Security Jobs	1,105	998	1,220	970	971
Animal Control Calls	9	23	13	19	16
<b>TOTAL CALLS:</b>	<b>9,758</b>	<b>11,079</b>	<b>11,030</b>	<b>9,220</b>	<b>10,500</b>

## BRYAN FIRE DEPARTMENT

	2015	2016	2017	2018	2019
Fire Calls	2,101	2,030	2,179	2,391	3,135
Medical Calls	8,839	9,033	9,251	9,655	9,479
Calls Canceled Pre-Dispatch	66	40	8	8	10
Controlled Burn Calls	99	148	82	109	61
<b>TOTAL CALLS:</b>	<b>11,105</b>	<b>11,251</b>	<b>11,520</b>	<b>12,163</b>	<b>12,685</b>

## VOLUNTEER FIRE DEPARTMENTS

	2015	2016	2017	2018	2019
Fire Calls	500	479	587	665	856
Medical Calls	1,286	1,419	1,487	1,331	1,339
Calls Canceled Pre-Dispatch	17	9	2	1	2
Controlled Burn Calls	2,289	2,859	2,850	2,157	2,338
<b>TOTAL CALLS:</b>	<b>4,092</b>	<b>4,766</b>	<b>4,926</b>	<b>4,154</b>	<b>4,535</b>

## BLINN COLLEGE POLICE DEPARTMENT

	2015	2016	2017	2018	2019
Calls for Service	430	433	493	563	655
Calls Canceled Pre-Dispatch	18	24	19	18	29
Self-Initiated (MDC only)	0	0	0	0	1,503
Self-Initiated (non-traffic)	331	507	599	1,088	2,045
Traffic Stops	524	903	787	504	740
Off-Duty Security Jobs	35	15	50	109	70
Animal Control Calls	3	2	1	5	7
<b>TOTAL CALLS:</b>	<b>1,341</b>	<b>1,884</b>	<b>1,949</b>	<b>2,287</b>	<b>5,049</b>

## 2019 Calls for Service by entity (Excludes MDC only calls)

